International Journal of Scientific Research and Engineering Development-– Volume 2 Issue 6, Nov- Dec 2019

Available at www.ijsred.com

RESEARCH ARTICLE OPEN ACCESS

Invention of Parsimonious Science: Foldscope

Piyush Kumar, Muskan Jain

Student, Masters in Computer Applications, Jagan Institute of Management Studies, Delhi, India

Latika Kharb

[3]Professor, Jagan Institute of Management Studies, Delhi, India

Innovation has helped in the development and improvement of the humanity all in all. Mechanical creations have made living helpful. Interfacing with individuals in various pieces of the world, voyaging long separation, having steady wellsprings of stimulation and simplicity of preparing and putting away nourishment are the absolute best things innovation has offered us.

At the point when we hear "origami," a great many people imagine structures produced using a solitary square of paper. Possibly it's a straightforward box, a paper crane or an intricate mythical beast. Cutting is normally not permitted. So unfurling one of these structures restores the creation to the first square of paper. Be that as it may, a few kinds of origami may break either of the guidelines of collapsing whole, single sheets of paper..

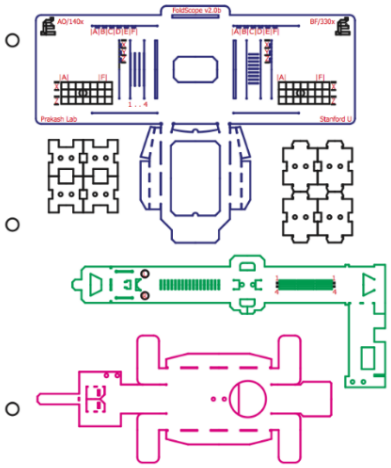

Foldscope is the ultra-reasonable, paper magnifying lens. Intended to be incredibly convenient, strong, and to give optical quality like customary research magnifying instruments (amplification of 140X and 2 micron goals), Foldscope expedites hands microscopy to new places!

A Foldscope is an optical magnifying lens that can be collected from basic parts, including a sheet of paper and a focal point. It was created by **Manu Prakash** and intended to cost under Rs100 to construct. It is a piece of the "parsimonious science" development which expects to make modest and simple apparatuses accessible for logical use in the creating scene.

As an organization, Foldscope Instruments Inc's strategic to deliver minimal effort logical apparatuses that internationally extend access to science. We plan to separate the value obstruction between individuals and the interest and energy of logical investigation..

What actually it is???

The Foldscope was created by a group drove by Manu Prakash, an associate teacher of bioengineering at the Stanford School of Medicine. The undertaking was financed by a few associations including the Bill and Melinda Gates Foundation, which gave an award of US $100,000 for look into in November 2012. The Gordon and Betty Moore Foundation subsidized the "Ten Thousand Microscopes" venture under which Prakash plans to part with 10,000 Foldscope units to invested individuals, including understudies for inquire about. The activities in the long run extended to 50,000 Foldscope packs.

A Foldscope made out of an optical magnifying lens that can be amassed from a punched sheet of cardstock, a round glass focal point, a light producing diode and a diffuser board, alongside a watch battery that powers the LED. The Foldscope gauges 8 grams and arrives in a pack with different focal points that give amplification from 140X to 2,000X. The amplification control is sufficient to empower the spotting of life forms. A Foldscope can be imprinted on a standard A4 sheet of paper and gathered shortly. Prakash claims that the Foldscope can endure brutal conditions, incorporating being tossed in water or dropped from a five-story building.

The magnifying instruments can run for as long as 50 hours on a solitary battery. They're extreme as well. They can withstand being dropped or even stepped on. In the long run, obviously, individuals are going to discover approaches to break their astute magnifying lens. In any case, at a dollar each for the most costly, high amplification form, it's not the apocalypse. Print out another sheet, overlap it up, and you're ready to take on the world.



MISSION STATEMENT

Foldscope was made with a dream to take care of an openness issue in science. What started as a straightforward thought has now developed into an organization that gives ground-breaking minimal effort devices to networks far and wide, all with an end goal to help advance training, wellbeing, and opportunity! We accept that the most significant piece of our organization isn't simply the devices, however the networks that utilization them. Through our generation of ease apparatuses, we expect to separate the value obstruction between individuals and the interest and energy of logical investigation.

This inquiry inspired their work. In the beginning of the task, thoughts for the minimal effort magnifying lens were outlined down on paper. These portrayals evoked an emotional response. In spite of the fact that the drawing on paper was at first basically commonsense - it likewise suggested a basic disclosure in the quest for an ease medium: paper. Paper is a splendid and adaptable material, as it isn't truth be told, reasonable, yet in addition offers ascend to exactness when it is collapsed into explicit arrangements.

ABOUT FOLDSCOPE INSTRUMENTS, INC.

In December 2015, Foldscope Instruments, Inc. was established.

Jim and Manu advanced the Foldscope from its institutional roots at Stanford into the formation of a free organization, with the objectives of scaling up generation and in the end discharging other ease logical apparatuses. The Foldscope apparatus itself has likewise created after some time, fusing new highlights to make it much progressively incredible.

Until this point, over a large portion of a million Foldscopes have been disseminated. Upheld now by the organization's deals and our numerous mind boggling accomplices, we mean to circulate one million Foldscopes before the finish of 2019.

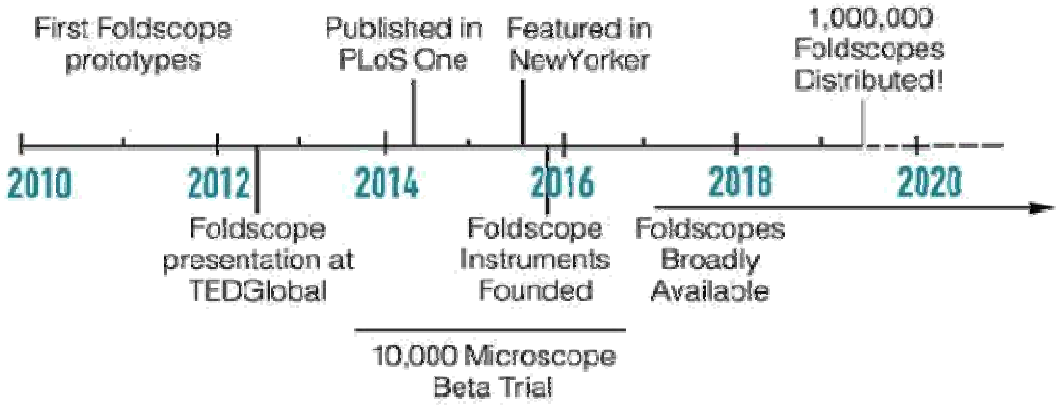

AN EARLY DESIGN SKETCH OF FOLDSCOPE

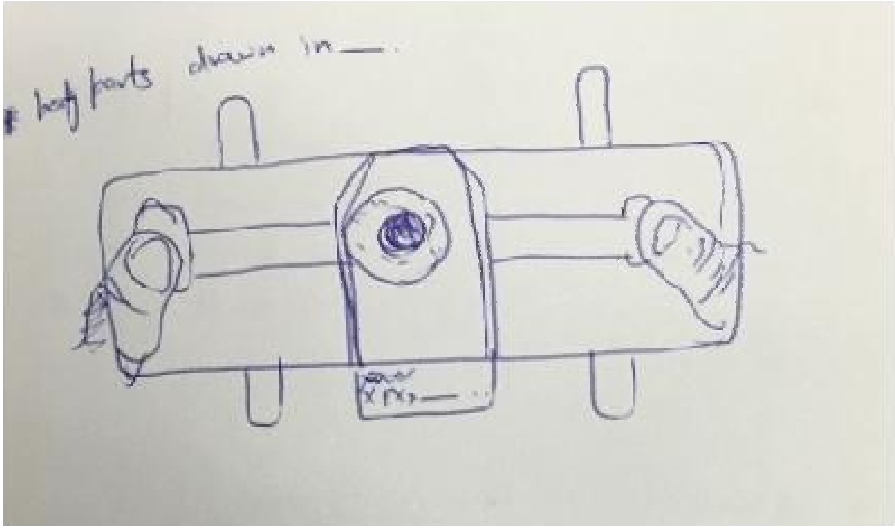

MATERIALS USED

1. Ball Lenses

The ball focal points utilized in building Foldscopes included material sorts borosilicate, BK7 borosilicate, sapphire, ruby, and S-LAH79. The merchants included Swiss Jewel Co, Edmund Optics, and Winsted Precision Ball. Part numbers for some select focal points include: 300 µm sapphire focal point from Swiss Jewel Co. (Model B0.30S), 200 µm sapphire focal points from Swiss Jewel Co. (Model B0.20S), 2.4 mm borosilicate focal points from Winsted Precision Ball (P/N 3200940F1ZZ00A0), 300 µm BK7 borosilicate focal points from Swiss Jewel Co. (Model BK7-0.30S), and 1.0 mm BK7 borosilicate focal points from Swiss Jewel Co. (Model BK7-1.00). Note that half-ball focal points from both Edmund Optics and Swiss Jewel Co. were additionally tried for use as condenser focal points for the LEDs.

2. 2D Media and Filters

The 2D media utilized in developing Foldscopes included dark 105 lb card stock (ColorMates Smooth and Silky Black Ice Dust Card Stock, obtained from thePapermillstore.com), polypropylene (PressSense Durapro CC 10mil), and others. Foldscope parts were cut from 2D media utilizing a CO2 laser (Epilog Elite, Mini24). Copper tape was utilized for giving network (by fastening) between the LED, battery, and switch. The channels utilized in building Foldscopes included Roscolux hued gel channels (counting Primary Blue #80 and Fire Red #19, which inexact an Acridine Orange channel set), Roscolux diffuser channels (Tough Rolex #111), and polymeric straight polarizers (Edmund Optics P/N 86181). Each sort of filter is

collected to the Foldscope by removing a 3–5 mm square piece and adhesively appending it to the suitable stage with single-sided or twofold stick Scotch tape. Paper magnifying lens slides were built from polypropylene sheets (Press Sense Durapro CC 18mil) and straightforward scotch tape.

3. LEDs, Switches and Power Sources

The LEDs utilized in developing Foldscopes incorporated the Avago HSMW-CL25 (presently supplanted by P/N Avago ASMT CW40) white LED for brightfield Foldscopes, the Kingbright APTD1608QBC/D blue LED for fluorescence Foldscopes. The electrical slider switch was bought from AliExpress.com . The power sources included Duracell 3V CR2032 catch cells, Sanyo 3V CR2016 catch cells , and a GW Instek DC control supply (Model GPD-3303D). Catch cells were utilized without any resistors for Foldscopes.

"Science is not meant only for an exam or the lab," he says. "Science is meant to be in your homes, in your kitchens, and in your heart. If we all make science a part of our lives, we can probably change a lot."

Looking to the future, we accept that entrance to science, and science training, is a human right.

We long for an existence where each youngster conveys a magnifying lens in their pocket.

